

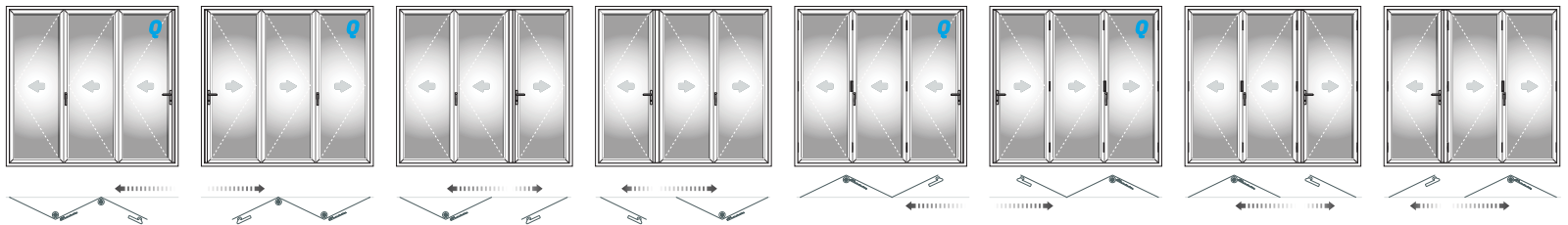
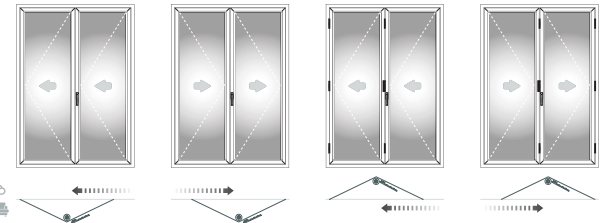
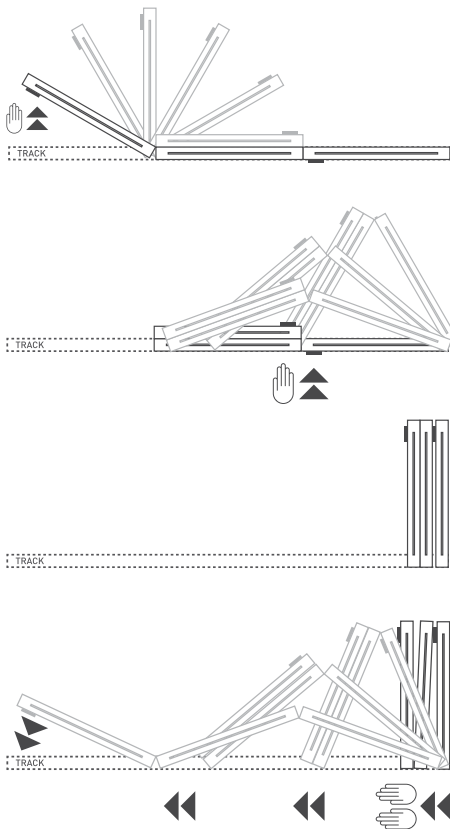
Standard

configurations

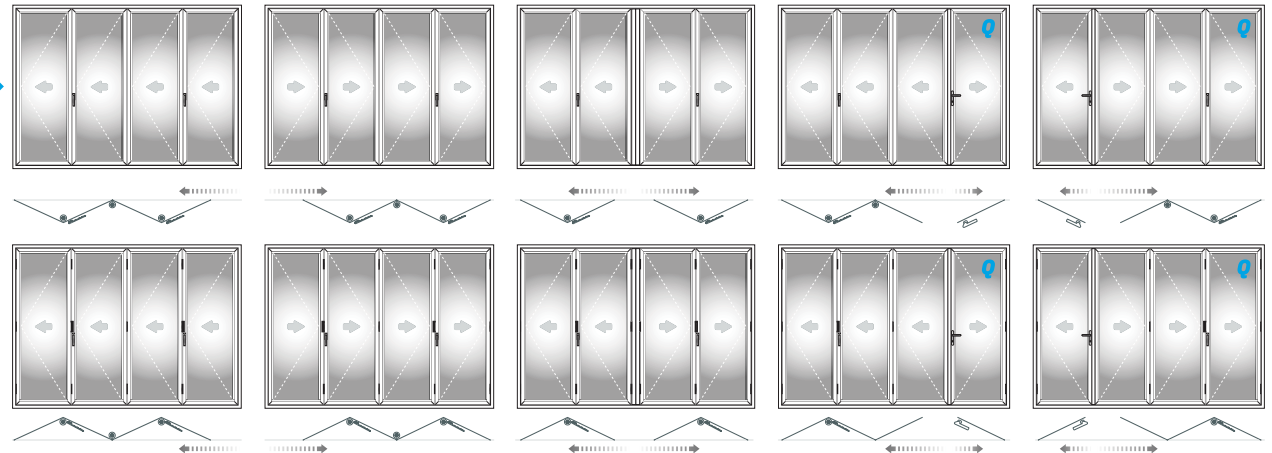
STACKING
How will your doors stack when in use? Where will you have most room?


A bi-fold door can accommodate all tastes, applications and building requirements. There are over 100 opening styles, including: inward opening, outward opening, stacking to the left, stacking to the right and stacking both ways. Opening configurations ranging from 2 panels one way to 7 panels both ways.

Remember, this is only a general selection of what is available, for options not illustrated / inclusion of static panels etc please contact our planners who will greatly assist.



Bi-fold doors are always viewed from the inside, so when ordering always give the opening direction of your door as you look at it from the inside.





Traffic Door!
 A traffic door is an **every day access door**, that can be used independently without having to open all of the door set.
 Bi-fold doors fold in pairs, ie, a 3 panel configuration access door naturally falls to the left or right.

Q - Denotes Q72 door configuration that is Approved Document Q compliant, other configurations are available, please ask.